



KEY INSTANT RECALL FACTS

Year 2 – Autumn Term 2

TARGET:

- I know the multiplication and division facts for the 2 times tables.

By the end of this term children should be able to:

- Recall multiplication and division facts for the 2 times tables.

Key Vocabulary

What is 2 **multiplied** by 3?

What is 2 **times** 9?

What is 18 **divided** by 2?




What is 2 **multiplied** by 7?

What is 2 **times** 11?

What is 12 **divided** by 2?

Top Tips...the secret to success is practising **little** and **often**. Use time wisely.

- Practise Key Facts while walking to school or during a car journey.
- Have a fact of the day.
- Pronunciation:** Make sure that your child is pronouncing the numbers correctly and not getting confused between thirteen and thirty; nineteen and ninety.
- Songs and Chants:** multiplication songs/chants/dances online. **Check out ...** (<https://www.bbc.co.uk/teach/supermovers>)
- If your child creates their own song, this can make the times tables even more memorable.
- Play games - to support your child in maths. Your child has access to **Times Tables Rock Stars**, **Purple Mash** and the **White Rose 1 minute App** (<https://whiterosemaths.com/resources/1-minute-maths#download>) is brilliant for building number confidence and fluency.

How many spots do 3 ladybirds have? 	$2 + 2 + 2 =$	$3 \times 2 =$
How many spots do 4 ladybirds have? 	$2 + 2 + 2 + 2 =$	$4 \times 2 =$
How many spots do 5 ladybirds have? 	$2 + 2 + 2 + 2 + 2 =$	$5 \times 2 =$



$$6 \times 2 = 12$$

$$2 \times 6 = 12$$

$$12 \div 6 = 2$$

$$12 \div 2 = 6$$

Remember - by the end of the term they should be able to recall these confidently and quickly.